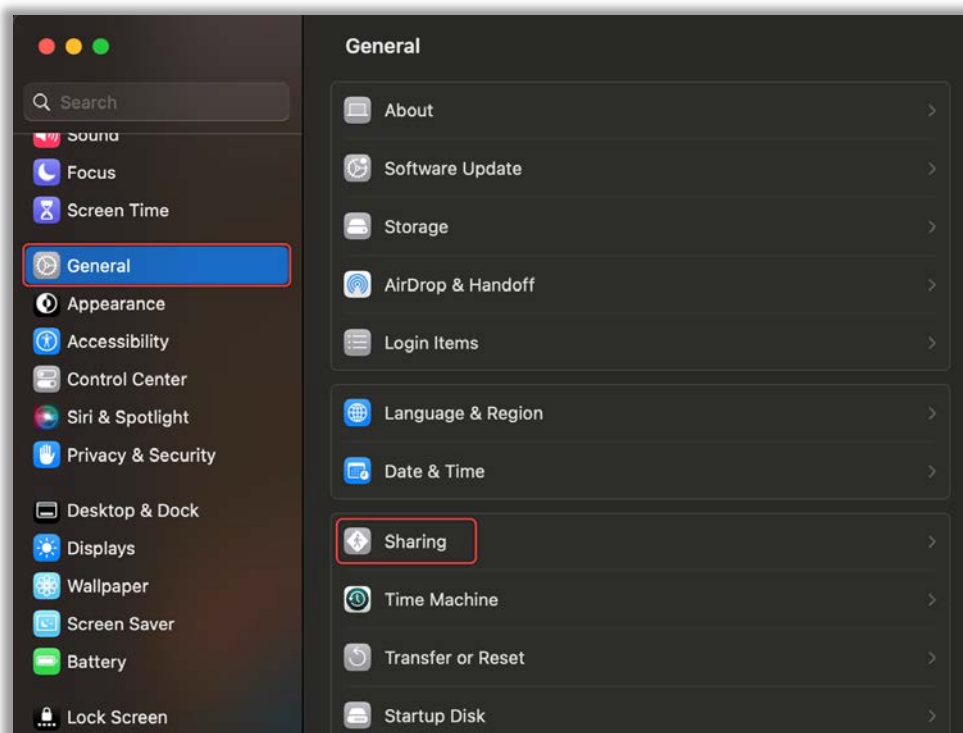




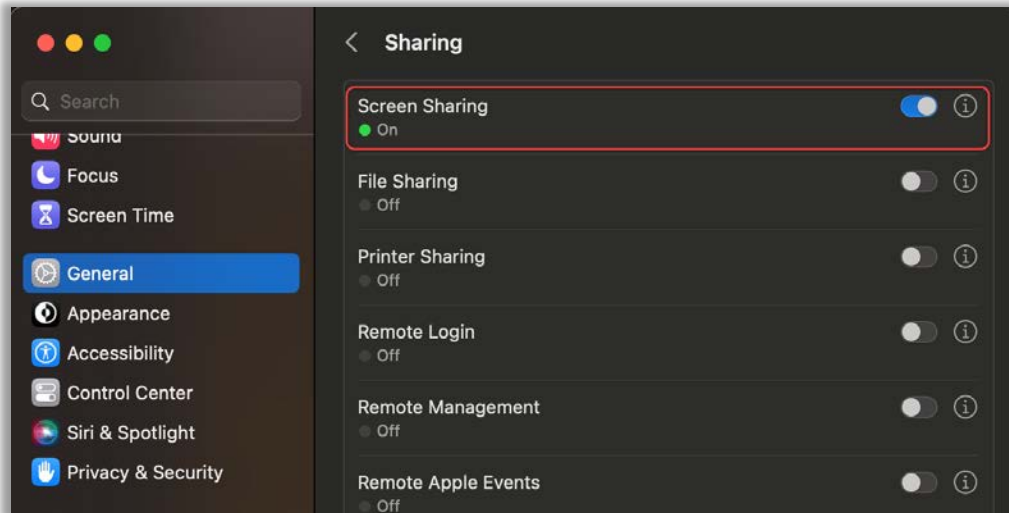
# Screen Recording and Sharing Permissions for Mac Users

Macintosh® (Mac) users who are conducting a Remote Online Notarization\* (RON) and Remote Ink-Sign Notary\*\* (RIN) or Essential Notary signing, must enable a system preference setting for sharing to be able to record the session. Below are instructions for enabling the setting.

Open **System Preferences** and select **Sharing**.



Set **Screen Sharing** to **On**.



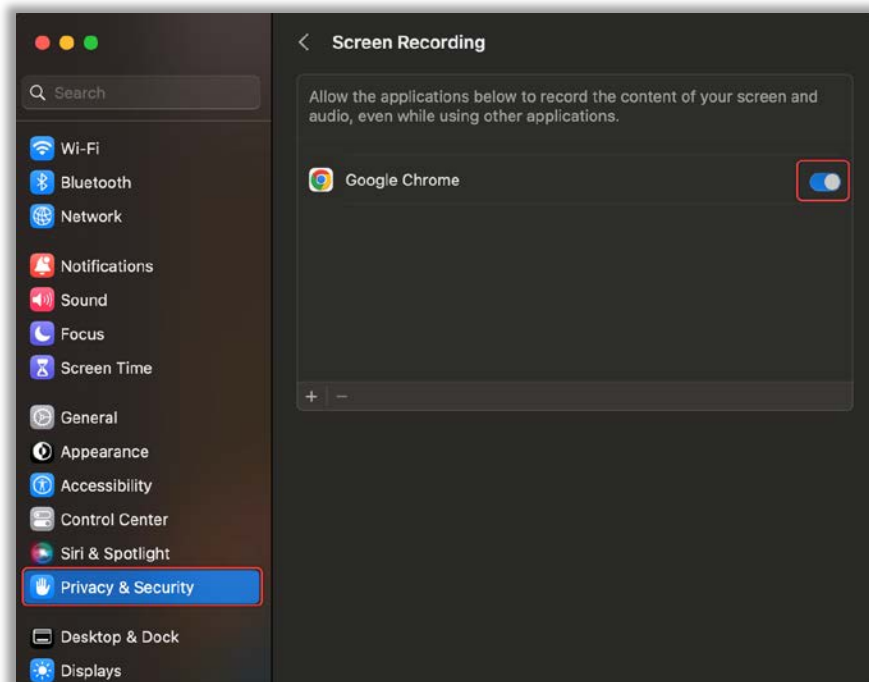
Select **Privacy & Security**. You may need to navigate further back in the menu to find this option. Select **Screen Recording**.





# Screen Recording and Sharing Permissions for Mac Users

Ensure the browser you are using has screen recording enabled.



For additional help, please review these resources:

- [Control access to the camera on Mac](#)
- [Share the screen of another Mac](#)
- [Change sound output settings](#)
- [Troubleshooting sound from Mac speakers](#)

## Pavaso Support

**Support Hours:** <https://pavaso.com/contact/>

**Phone/ Closing Hotline:** (866) 288-7051

**Email:** [support@pavaso.com](mailto:support@pavaso.com)

[View Our 24/7 Online Help Library](#)

\*Due to state law or regulation or both, electronic notarization and remote online notarization are not available in all areas. \*\*Users should consult their title insurance underwriter, if applicable, laws, regulations, and Executive Orders applicable to each signing session. Users are solely responsible for all steps necessary to ascertain, determine, meet, and verify compliance with all applicable orders, laws, regulations, rules and requirements governing any notarial or other execution of writings facilitated in whole or part through Pavaso's Essential Notary™ or any other Pavaso technology.